



**District Report Card: 2017**


<b>State:</b> Tamil Nadu	<b>District:</b> Theni
<b>Class:</b> 5	<b>Subject:</b> Language
<b>Schools:</b> 61	<b>Students:</b> 1074


**Participation/Coverage**


**Students**

<b>GENDER</b> 	Boys		Girls	
	Number	%	Number	%
	527	49.07	547	50.93

<b>AREA</b> 	Rural		Urban	
	Number	%	Number	%
	754	70.20	320	29.80

<b>CATEGORY</b> 	SC		ST		OBC		GEN	
	Number	%	Number	%	Number	%	Number	%
	359	33.43	6	0.56	709	66.01	0	0.00

<b>CWSN</b> 	LD	VI	HI	S&LD	ID	Oth
	1	3	1	3	0	1

<b>Management</b> 	Government		Government-aided	
	Number	%	Number	%
	405	37.71	669	62.29

**Average Performance of Students in Language (%)**

Overall	Gender		Area		Management		Social Group			
	Male	Female	Rural	Urban	Govt.	Aided	SC	ST	OBC	GEN
53.79	53.89	53.70	51.33	59.60	45.20	58.99	51.10	46.67	55.21	0.00

### Performance on Learning Outcomes (LOs)

Learning Outcomes	Description	Average Performance(%)
L504	Reads and comprehends independently storybooks, news items/ headlines, advertisements etc.	53.39
L508	Reads text with comprehension, locates details and sequence of events	53.99

Range of Performance of Students who Answered Correctly							
Below 30%		30% - 50%		50% - 75%		Above 75%	
Number	%	Number	%	Number	%	Number	%
163	15.18	306	28.49	425	39.57	180	16.76

### Lowest Performing Learning Outcomes (LOs)

- 1 - Reads and comprehends independently storybooks, news items/ headlines, advertisements etc. (53.39)
- 2 - Reads text with comprehension, locates details and sequence of events (53.99)